



NHD 360 HT



The **NHD 360 HT** is a cabin boat with striking design that stands out for its curves, lines, and a hull with **unparalleled navigation!**



INBOARD AND
OUTBOARD

 **NHD 360 HT**



 **NHD 360 HT**



PERICOLO
ATTENZIONE
AVVERTENZE
E PRECAUZIONI
PER IL CORRETTO
USO DEL PRODOTTO
E PER LA SICUREZZA
DELL'UTILE
E DELLA PERSONA
IN USO.

OPEN DECK

NHD



 **NHD 360 HT**



**DOUBLE
OPEN DECK**

TECHNICAL SPECIFICATIONS



TOTAL LENGTH
36' 8" / 11,20 m



BEAM
10' 5" / 3,25 m



BEAM WITH OPEN DECK
16' 4" / 5,00 m



OVERALL HEIGHT
11' 8" / 3,60 m



WEIGHT
16.200 lbs / 7.350 kg



DRAFT
22" / 0,55 m



CAPACITY
15 day / 4 night



FUEL TANK CAPACITY
106 gal / 400 L
211 gal / 800 L



WATER TANK CAPACITY
35 gal / 130 L



HOLDING TANK
13 gal / 47 L

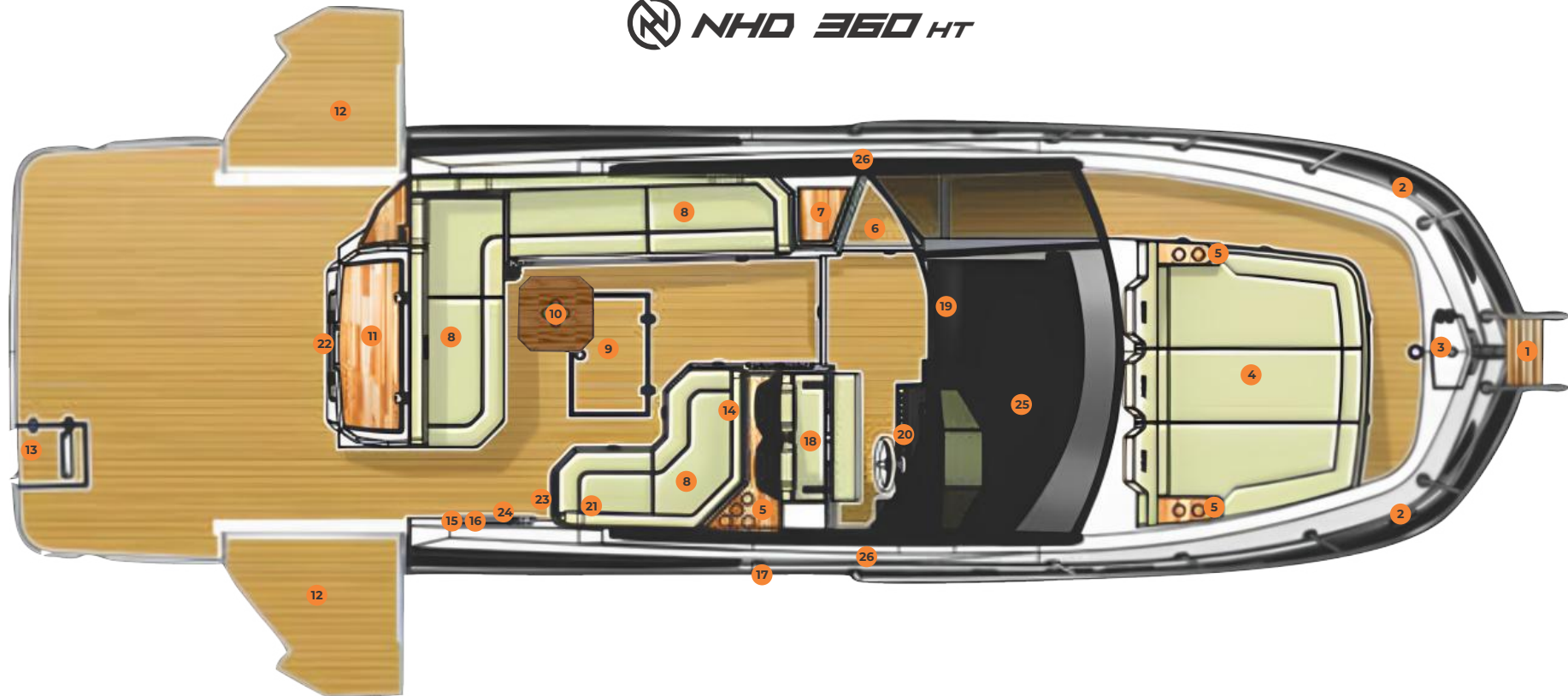


CRUISING SPEED
23-25 mph / 40,3 kph



WIDE OPEN THROTTLE
45-51 mph / 73-82kph

NHD 360 HT



- | | | | | |
|---|---|---|--|-------------------------------------|
| 1 Trampoline with stainless steel railing and teak seat at the bow | 7 Cockpit Cooler | 13 4-step telescopic ladder on the platform | 19 Cabin Access Door | 25 Tempered glass windshield |
| 2 6 Cleats | 8 Storage compartments | 14 Fuse Panel | 20 Navigation Panel | 26 2 Sliding Windows |
| 3 Anchor Box + Freshwater Shower | 9 Engine Room Access | 15 Freshwater Fill Port | 21 Main Switch Panel | |
| 4 Bow Sunbed | 10 Cockpit Table | 16 Freshwater Shower | 22 Locker | |
| 5 13 Cup Holders | 11 Gourmet Space with cover, sink, and cutting board | 17 Fuel Fill Port | 23 Dock Key | |
| 6 Side access to the bow | 12 Open Deck | 18 Double seat for pilot and co-pilot, can be used standing or sitting | 24 Acrylic compartment for glasses and cups | |

INSIDE THE BOAT



- 1 Main bow bed with teak auxiliary table
- 2 2 Windows in the bow bed
- 3 Kitchen with sink, synthetic granite countertop, space for microwave, induction stove, refrigerator, and cabinets
- 4 Access ladder
- 5 Access to valves
- 6 Bathroom with toilet, sink, and separate shower stall
- 7 Midship bed



NHD IN YOUR WAY

HAVE A UNIQUE BOAT BY CHOOSING EVERY DETAIL OF YOUR VESSEL



EXTERIOR PAINT OPTIONS



WHITE



SHADOW GREY




SILVER



BLUE



BLACK



CLASSIC UPHOLSTERY



McLaren Grey



Rolex Beige



Terracotta




Navy Bege



Light Platinum



Dark Brown



SPORT UPHOLSTERY



**McClaren grey
sport**



**Rolex beige
sport**



**Terracotta
sport**



**Navy Bege
sport**



**Light Platinum
sport**



**Dark Brown
sport**



FLOORING TYPES



Ochre



Grey



Wood Light



Teka Grey



Teka Sand



Teka Wood



COMFORT,
SOPHISTICATION,
AND DESIGN.

Navigation that exceeds every expectation. Smooth, secure, and precise, these are some of the outstanding features in navigating an NHD 360 HT



NHD 360 HT

 **NHD 360 HT**



 **NHD 360 HT**

 **BTE**
BEYOND THE EDGE

CABIN FEATURES:

- Cabin with a headroom of 1.9m
- Fore double bed with a length of 2m
- Midship bed
- Kitchen with space arranged for microwave, sink, fridge, and storage compartments
- Storage compartments
- Sink with stainless steel faucet
- Led lighting, windows and portholes, upholstered
- finish on sides and ceiling
- Stainless steel cabin access stairs

BATHROOM FEATURES:

- Bathroom lighting in led
- Bathroom with a ceiling height of 1.8m
- Bathroom sink with stainless steel faucet
- Electric toilet
- Shower box niche
- Towel holder

TECHNICAL CHARACTERISTICS

- Total length: 11.2m / 36'8"
- Maximum beam: 3.25m / 10'5" (with closed open deck)
- Lightweight: 4,500kg
- Draft: 55cm / 22"
- Cabin height: 1.9m / 6'2"
- Bathroom height: 1.80m / 5'9"
- Passengers: 15+1 day / 04 night
- Category: cabin cruiser
- Freshwater tank: 130l / 35 gal
- Fuel tank: 400l / 106 gal or 800l / 211 gal
- Platform length: 2.00m / 6'6"
- Engine pairing: 300 x 380hp

GENERAL CHARACTERISTICS

- Hull finish in pvc and stainless steel
- External refueling
- 12v blower
- Freshwater pump
- Anchor box
- Fuse box
- Master switch
- Stern shower
- Storage compartment under side seat
- Anchor cable compartment
- Stainless steel cleats
- Built-in 4-step telescopic stern ladder
- Curvim upholstery, anti-mold
- Stainless steel guardrail
- Courtesy light in led
- Bow navigation light
- Targa light in led
- Stainless steel bow and stern eyelets
- Smoked aluminum front windshield
- Stainless steel handrail
- Preparation for speakers in targa
- Battery support
- Winch support
- Engine control support
- Engine room access hatch with gas spring
- Fiberglass targa
- Dual pilot seat with articulated seat
- Two bilge pumps
- Space for life ring, fender, and cooler
- Double open deck

GOURMET SPACE FEATURES

- Gourmet space with fiber sink
- Teak cutting board
- Lower led lighting in gourmet area
- Anti-flame protection plate
- Storage space with lid
- Foldable faucet
- Teak lid with gas spring

EXPLORE NEW
HORIZONS WITH NHD!





NHD
BOATS

